



ONLINE ORDERING_

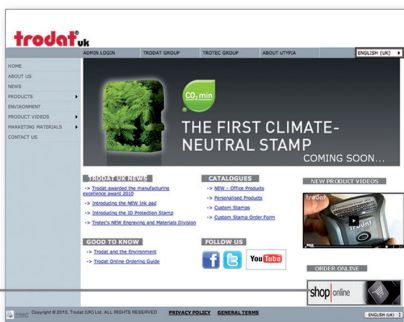
<http://trodatuk.utypia.com>



NOW YOU AND YOUR CUSTOMERS CAN ORDER CUSTOM STAMPS ONLINE IN 6 EASY STEPS

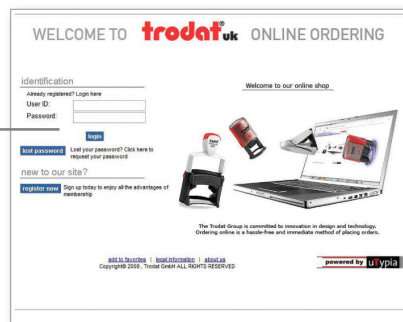


Step 1



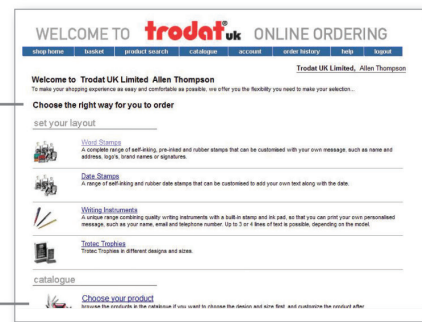
Go to www.trodat.co.uk
Click on online ordering

Step 2



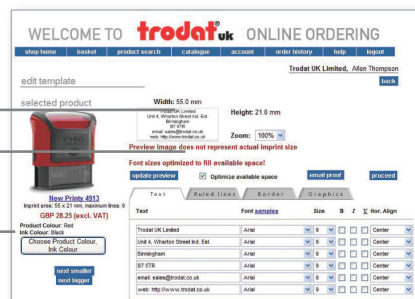
If you already have an account with Trodat UK click on register

Step 3




Select product: by code, by stamp type, from catalogue or from template

Step 4



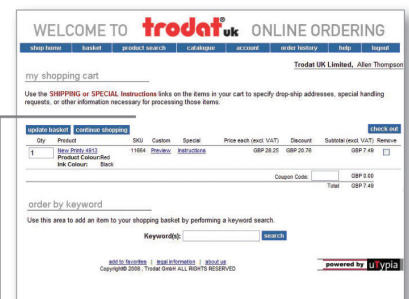
- Enter text & select 'update preview'
- Select colour, border, upload logo.
- Available space is optimised automatically – makes it easy

Step 5



- One final design check – What you see is what you get!!
- Save new designs as templates, if required, and "add to basket"

Step 6



- Order complete
- Checkout
 - Enter purchase order no
 - Enter delivery address

- Order complete
- Stamp manufactured and despatched within 48 hours

- Online ordering - reduces queries, improves delivery, saves paper

- Alternatively, download custom stamp pdf order form from www.trodat.co.uk